



HVAC PRODUCTS



Features & Applications Guide



Employee owned since 1976



Get to Know EVAPCO

- The global innovator in heat transfer solutions
- Serving the commercial HVAC, Industrial Refrigeration, Power Generation, and Industrial Processing markets
- Founded in 1976
- Employee-owned
- 25 manufacturing facilities in 10 countries
- More than 170 sales offices worldwide

Learn More Now

Visit evapcoasia.com to download product catalogs, view complete product specifications, and more.

EVAPCO is more than a name.

It's a pledge to make everyday life easier, more comfortable, more reliable, and more sustainable for people everywhere. How do we fulfill on that promise? It's simple.

We never stop innovating.

At EVAPCO, we don't just talk about innovation, it's ingrained in our workflow. Guided by our annually developed R&D plans, we set out to find groundbreaking solutions that transform the way the world works for the better. It's why we have more than 50 active U.S. Patents and nearly 200 foreign counterparts.

We craft exceptionally built solutions.

As an employee-owned company, we take pride in our work. We are proud to be one of the most experienced teams of engineers and craftsmen in the industry. This translates into solutions that are always exceptionally built. EVAPCO has an unwavering commitment to provide "best in class" heat transfer solutions and services.

We guarantee performance.

Every EVAPCO solution is put through rigorous research and testing to ensure maximum efficiency and reliability. But we don't stop there. EVAPCO is an industry leader in independent, third-party performance certifications. These certifications guarantee our performance metrics—so that you can plan your projects with complete peace of mind.

We protect the environment.

Innovation and environmental sustainability go hand-in-hand at EVAPCO. Our industrial heat transfer equipment not only conserves natural resources and helps reduce noise pollution, but also feature recycled steel content in construction. EVAPCO's stainless steel units are constructed of panels that contain up to 75% of recycled content, and our galvanized units contain over 80%. From sound reduction to water conservation to chemical elimination, we are continuously developing new technologies that deliver the ultimate operating advantages to our clients—while protecting the planet for every generation to come.



FULL SPECTRUM GLOBAL SOLUTIONS



EVAPCO provides a full spectrum of global product solutions for the Commercial HVAC, Process Cooling, Industrial Refrigeration and Power Generation markets.

From the smallest factory assembled cooling tower to the largest field erected air-cooled steam condenser, we offer heat transfer products designed to meet the water and energy requirements for any project. We are committed to providing solutions that are energy efficient and conserve water.

Our latest heat transfer solutions are the eco-Air™ Series Dry Coolers, eco-Air Series Cooled Condensers and eco-Air Series Adiabatic Coolers and Condensers. The eco-Air Series completes our successful eco-family of closed circuit coolers and condensers with water-saving dry and hybrid technology.

As an industry leader in independent, third-party performance certifications, our fully-rated products enable you to operate your cooling systems efficiently and with complete peace of mind.

The eco-Air Series of dry and adiabatic coolers offers unparalleled flexibility in a wide range of capacities, footprints, motor types, and control options.



EC Motor Option



AC Motor Option



EC Motor Option



AC Motor Option

EAWWA V Coil Adiabatic Models

EAWWD V Coil Dry Models



EC Motor Option


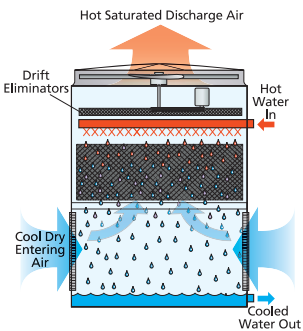

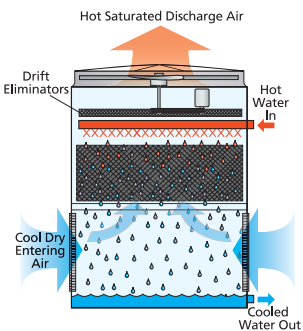

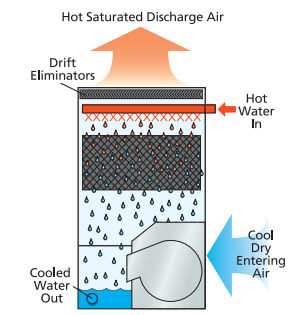

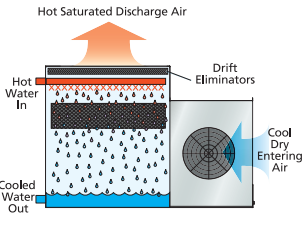


AC Motor Option


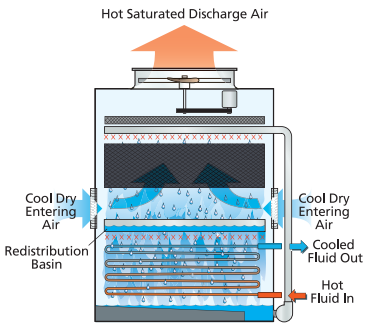

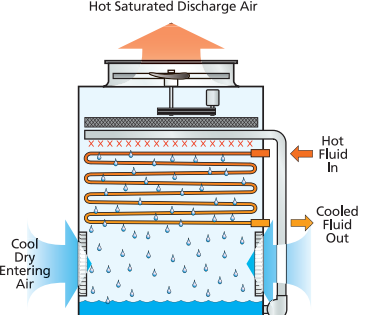

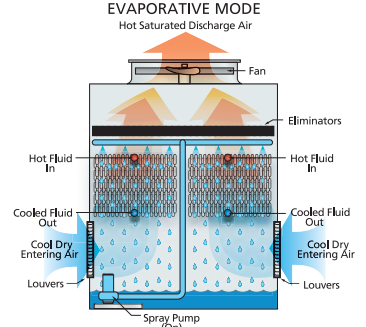
EAFWD Flat Coil Dry Models


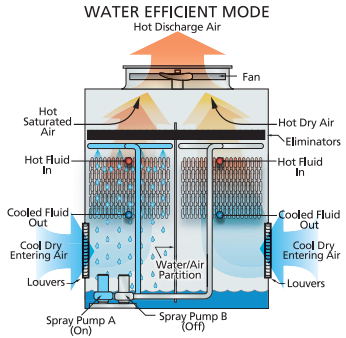

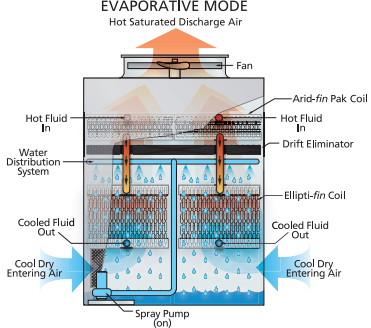

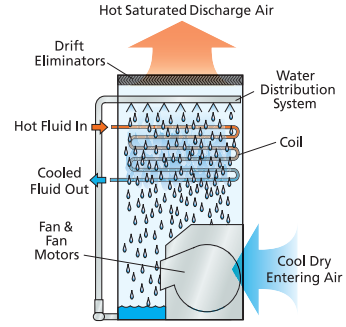

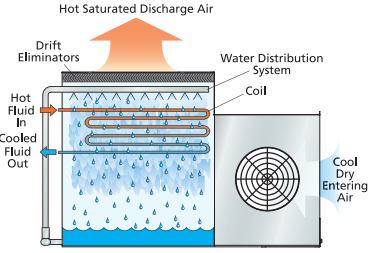
Features and Applications at a Glance


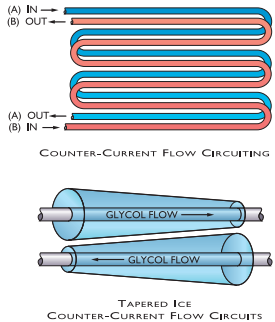

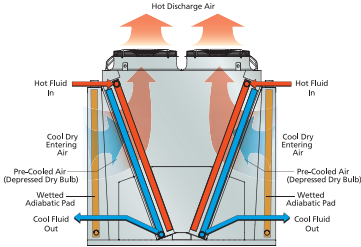

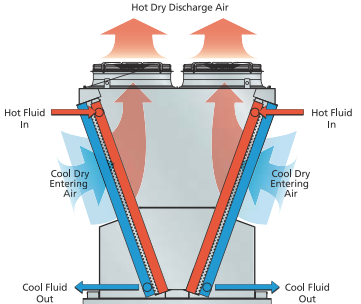

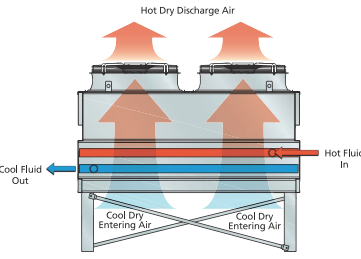
EVAPCO offers an extensive selection of open cooling towers and closed circuit coolers for all types of applications. Use the chart below to help you find the right EVAPCO unit for your next project.

Induced-Draft Cooling Towers	Applications	Features	Principle of Operation
AT 	<p>A compact, low-horsepower induced-draft, axial fan solution for all outdoor applications.</p>	<ul style="list-style-type: none"> • 33 to 5,141 nominal tons. • Efficiently designed using counter-flow operation. • Available with optional super low sound fan or with all stainless steel. • CTI certified, IBC compliant, ASHRAE 90.1 compliant. 	
ATATLAS 	<p>Low energy consumption, induced-draft axial fan solution for all large outdoor applications.</p> <p>It is unmatched in cooling tower capacity per cell so far, and developed specifically for high tonnage applications such as data centers, industrial plants and large HVAC applications.</p>	<ul style="list-style-type: none"> • 1,484-4,640 nominal tons. • Efficiently designed using counter-flow operation. • Factory assembled lead times meet field erected capacities. • Designed in large modules for ease of installations and to reduce required field assembly labor. • CTI certified, IBC compliant, ASHRAE 90.1 compliant. 	
Forced-Draft Cooling Towers	Applications	Features	Principle of Operation
LSTE 	<p>Low-sound, centrifugal fan, forced draft unit suitable for both indoor and outdoor applications.</p> <p>Especially suited for indoor and ducted layouts. This classic design is also ideal for exact replacement projects.</p>	<ul style="list-style-type: none"> • 33-1,349 nominal tons. • Optional sound attenuation can reduce sound levels even further. • CTI certified, IBC compliant, ASHRAE 90.1 compliant. 	
LPT 	<p>Low-profile, low-sound, centrifugal fan, forced-draft unit suitable for both indoor and outdoor applications.</p> <p>Minimal height design allows for units in height restricted areas. Provides a compact and versatile option for tight layouts.</p>	<ul style="list-style-type: none"> • 27-333 nominal tons. • Compact design allows for units to be shipped and rigged in one piece. • CTI certified, IBC compliant, ASHRAE 90.1 compliant. 	

* Nominal tons based on 3 gpm/ton @ 95°F/85°F/78°F

Induced-Draft Closed Circuit Coolers	Applications	Features	Principle of Operation
<p>ESW4</p> 	<p>An energy-saving, induced-draft, axial fan solution providing unmatched versatility to meet the requirements of any application.</p> <p>It is unmatched in closed cooling tower capacity per cell so far, and developed specifically for high tonnage applications such as data centers, industrial plants and large HVAC applications.</p>	<ul style="list-style-type: none"> • CROSSCOOL™ internally enhanced full footprint Sensi-Coil® technology provides increased surface area for additional heat transfer capability. • Innovative design combines both initial investment and thermal efficiency. • The coil is out of the air stream for reduced scaling potential, and winter heat loss. • CTI certified, IBC compliant, ASHRAE 90.1 compliant. 	 <p>Hot Saturated Discharge Air</p> <p>Cool Dry Entering Air</p> <p>Redistribution Basin</p> <p>Cooled Fluid Out</p> <p>Hot Fluid In</p>
<p>ATWB</p> 	<p>The original induced-draft, axial fan solution available for a broad range of outdoor cooling capacities.</p> <p>This unit is available in a wide selection of box sizes making it ideal for almost any layout including centrifugal unit replacement projects.</p>	<ul style="list-style-type: none"> • CROSSCOOL™ internally enhanced coil technology provides increased surface area for additional heat transfer capability. • Available with optional super-low-sound fan and stainless steel construction. • CTI certified, IBC compliant, ASHRAE 90.1 compliant. 	 <p>Hot Saturated Discharge Air</p> <p>Cool Dry Entering Air</p> <p>Hot Fluid In</p> <p>Cooled Fluid Out</p>
<p>eco-ATWB</p> 	<p>The groundbreaking induced-draft, axial fan solution for all outdoor applications where energy and/or water saving is a primary concern.</p> <p>Perfect for tight layouts and projects focused on energy efficiency.</p>	<ul style="list-style-type: none"> • Extended surface Ellipti-fin® coil with CROSSCOOL™ internal enhancement provides increased surface area for the option to operate wet or dry. • Available with Sage Water and Energy Conservation Control system. • CTI certified, IBC compliant, ASHRAE 90.1 compliant. 	 <p>EVAPORATIVE MODE</p> <p>Hot Saturated Discharge Air</p> <p>Fan</p> <p>Eliminators</p> <p>Hot Fluid In</p> <p>Cooled Fluid Out</p> <p>Cool Dry Entering Air</p> <p>Louvers</p> <p>Spray Pump (On)</p>

Induced-Draft Cooling Towers	Applications	Features	Principle of Operation
<p>eco-ATWB-E</p> 	<p>The groundbreaking induced-draft, axial fan solution for all outdoor applications where energy and/or water saving is a primary concern.</p> <p>The design allows for three models of operation: 100% wet, 100% dry, or a hybrid wet/dry mode for increased dry performance and water efficiency.</p>	<ul style="list-style-type: none"> Extended surface Ellipti-fin® coil with CROSSCOOL™ internal enhancement provides increased surface area for the option to operate wet or dry. Available with Sage Water and Energy Conservation Control system. CTI certified, IBC compliant, ASHRAE 90.1 compliant. 	
<p>eco-ATWB-H</p> 	<p>An induced-draft, axial fan solution for all outdoor applications to maximize water savings.</p> <p>The design uses an Arid-fin Pak™ coil to conserve water even when running in evaporative mode.</p>	<ul style="list-style-type: none"> Arid-fin Pak™ dry cooling coil maximizes sensible heat transfer. Extended surface Ellipti-fin® coil with CROSSCOOL™ internal enhancement provides increased surface area for wet and dry operation. Sage Water and Energy Conservation Control system is standard with every unit. CTI certified, IBC compliant, ASHRAE 90.1 compliant. 	
Forced-Draft Closed Circuit Coolers	Applications	Features	Principle of Operation
<p>LSWE</p> 	<p>Low-sound, centrifugal fan, forced-draft unit suitable for both indoor and outdoor applications.</p> <p>Especially suited for indoor and ducted layouts. This classic design is also ideal for exact replacement projects.</p>	<ul style="list-style-type: none"> CROSSCOOL™ internal enhancement coil technology provides increased surface area for additional heat transfer capability. Optional sound attenuation can reduce sound levels even further. CTI certified, IBC compliant, ASHRAE 90.1 compliant. 	
<p>LRWB</p> 	<p>Low-profile, low-sound, centrifugal fan, forced-draft unit suitable for both indoor and outdoor applications.</p> <p>Minimal height design allows for units in height restricted areas. Provides a compact and versatile option for tight layouts.</p>	<ul style="list-style-type: none"> CROSSCOOL™ internal enhancement coil technology provides increased surface area for additional heat transfer capability. Compact design allows for units to be shipped from the factory and rigged in one piece. CTI certified, IBC compliant, ASHRAE 90.1 compliant. 	

Thermal Ice Storage	Applications	Features	Principle of Operation
<p>Ice Coil</p> 	<p>Designed for large thermal storage systems.</p> <p>Available for full and partial storage.</p> <p>Operation in conjunction with chiller or refrigeration system.</p>	<ul style="list-style-type: none"> EXTRA-PAK® Coil. Internal and external melt systems. Heavy wall elliptical tube circuit. Available Ellipti-fin® ice coil. 	
eco-Air™ Series	Applications	Features	Principle of Operation
<p>eco-Air Adiabatic Series</p> 	<p>An adiabatic, induced draft cooler, that minimizes water usage while providing maximum heat rejection for any outdoor applications.</p> <p>A pre-cooling system is used to increase the capacity for high dry bulb and high temperature applications.</p> <p>Available in AC or EC motors.</p>	<ul style="list-style-type: none"> Adiabatic pre-cooling system pre-cools the entering air for increased energy savings and capacity while minimizing water usage. Cooper coils and stainless construction as standard for increased corrosion resistance and longevity. 100% fully rated guarantee. IBC Compliant. Shake table tested for 1.5 importance factor installations. 	
<p>eco-Air V Series</p> 	<p>A dry induced draft cooler with no water usage, providing maximum surface area per footprint.</p> <p>The innovative design provides optimal cooling while cutting the high costs of water and water treatment.</p> <p>Available in AC or EC motors.</p>	<ul style="list-style-type: none"> Runs 100% dry-No water treatment. Cooper coils and stainless construction as standard for increased corrosion resistance and longevity. 100% fully rated guarantee. IBC Compliant. Shake table tested for 1.5 importance factor installations. 	
<p>eco-Air Flat Series</p> 	<p>Low profile, flat, induced draft unit with bottom airflow clearance is great for any elevated outdoor application.</p> <p>Available in AC or EC motors.</p>	<ul style="list-style-type: none"> Runs 100% dry-No water treatment. Cooper coils and stainless construction as standard for increased corrosion resistance and longevity. 100% fully rated guarantee. Low profile design for easy rigging. IBC Compliant. Shake table tested for 1.5 importance factor installations. 	

eco-Air™ Design Features

Advanced Motor Technology

EC

The latest development in energy efficient fans is here, the EC fans. The EC motors have zero redundancy, and built-in integral speed control.



AC

The premium direct drive motors are designed for severe duty and maximum efficiency. The AC motors are VFD ready and have sealed bearings for zero maintenance.




Coil

The copper coils come standard on all eco-Air™ units for increased corrosive resistance and longevity. Stainless steel coils are also available.



Epoxy Coated Fins (optional)

Discover the increased corrosion resistant fin coating. Unlike most coatings the epoxy coating does not decrease the capacity.



Fins

The copper fins come standard on all eco-Air™ units. Multiple fin thickness are available to accommodate a range of industrial applications.



Pre-Cooling System (optional)

The adiabatic pads are constructed of a sturdy impregnated cellulose. Wetted pads can be utilized to pre-cool the entering air for increased energy savings, greater capacity, and minimal water usage. The adiabatic pads are great for high dry bulb and high temperature applications by depressing the dry bulb.



Innovative Design Features

With EVAPCO, you get a partner you can count on to keep you at the cutting edge of your field. That's because we build innovation into every HVAC solution that we deliver to you. Here are just some of the game-changing features we've designed to make everyday life simpler for you and your clients.


EVAPAK® Counterflow Fill

Used inside all EVAPCO counterflow and forced draft cooling towers, as well as the ESW4, EVAPAK® Counterflow Fill is specially designed to induce a highly turbulent mix of air and water for superior heat transfer. Special drainage tips allow high water loadings without excessive pressure drops.

EVAPAK® Counterflow Fill is constructed of inert polyvinyl chloride (PVC), so it will not rot or decay. It can also withstand water temperatures of 130° F (55° C). (An option for higher water temperatures is also available. Consult your EVAPCO representative to learn more.)

The bottom support of the fill section, combined with the unique way in which EVAPAK® Counterflow Fill's cross-fluted sheets are bonded together, greatly enhances the fill's structural integrity, making it usable as a working platform.

EVAPAK® is also self-extinguishing with a flame spread rating of less than 25 per ASTM E84.



Optional Fill Types

EVAPCO also offers alternate fills as an option on most cooling towers for special applications. Consult your EVAPCO representative for further details.

Titan-Pak stainless steel fill is designed for corrosive and high temperature applications. It is constructed completely of stainless steel and is fire retardant. If properly maintained, this stainless steel fill will last the life of the cooling tower.

Wide-Pak cross-fluted fill is often used in dirty water applications. It has a lower surface area than EVAPAK® fill, therefore towers need to be sized appropriately to account for the change in available capacity.


VERTICLEAN® vertical-fluted fill is often used in dirty water applications and can handle oil or greases in the system up to 5 ppm. VERTICLEAN® fill has a lower surface area than the Wide-Pak fill, therefore towers need to be sized appropriately to account for the change in available capacity.

How Our Coils are Made

EVAPCO's coils are manufactured under the most stringent quality control procedures. It all starts with our circuits, which are made of high quality steel tubing formed into a continuous serpentine circuit. Each circuit is then inspected and tested before being welded into a framed coil assembly. Once assembled, the entire coil is pneumatically tested under water at 2.69MPa to ensure its integrity, then hot-dip galvanized for industrial strength corrosion protection.


Sensi-Coil® Technology (US Patent #7,296,620)

Available on the EVAPCO ESW4 closed circuit cooler, Sensi-Coil's unique coil arrangement packs the maximum number of Thermal-Pak® elliptical tubes together to deliver over 20% more additional coil surface area.




Ellipti-fin® Technology Featuring Elliptical Spiral Fin Coil Technology

Discover the industry's most efficient closed circuit cooling coil ever. Unlike coils made with typical finned round tubes, Ellipti-fin® is made with our Thermal-Pak®, a finned elliptical tube design that lowers airflow resistance to increase your evaporative and dry cooling capacity and boost your energy and water savings.




Thermal-Pak® Cooling Coil

All EVAPCO closed circuit coolers utilize Thermal-Pak® coil design which assures greater operating efficiency. The elliptical tube design allows for closer tube spacing, resulting in greater surface area per plan area than round-tube coil designs. In addition, the Thermal-Pak® design has lower resistance to airflow and also permits greater water loading, making it the most effective design available.



Thermal-Pak® Coil
by EVAPCO




Traditional Round
Tube Coil

ARID-fin Pak™ Dry Cooling Coil

Installed inside the discharge airstream of the eco-ATWB-H is EVAPCO's breakthrough ARID-fin™ Pak dry cooling coil. Piped in series with the units evaporative cooling coil to deliver latent and sensible cooling simultaneously allowing for higher dry bulb switchover temperatures and maximum water savings.

The ARID-fin™ Pak coil is constructed of copper tubes with aluminum/manganese alloy fins separated by fully drawn collars to maintain consistent fin spacing and continuous surface contact over the entire tube for superior heat transfer and protection.



CROSSCOOL™ Internal Tube Enhancement Technology

Designed to make EVAPCO's closed-circuit coolers even more efficient, this groundbreaking technology rifles the interior of your cooler's full footprint coil to deliver more heat transfer per plan-area.



TITAN COIL

Manufactured from 304L stainless steel, the optional TITAN COIL is available in both the Thermal-Pak® and Sensi-Coil® designs. The TITAN COIL takes our elliptical tube design and upgrades it with additional durability, corrosion resistance and protection with five-year coil warranty.

Easy Maintenance Designs

Every EVAPCO solution is designed with worry-free maintenance in mind—starting with our smarter approach to cold water basins.

Pressurized Water Distribution System

EVAPCO's induced-draft cooling tower water distribution system is made of Schedule 40 PVC pipe and EvapJet™ ABS plastic water diffusers for central corrosion protection. The piping is easily removable for cleaning. The water diffusers have a 1-inch diameter (25mm) opening and are practically impossible to clog. They also have an anti-sludge ring extending into the headers to prevent sediment from building up in the diffuser opening. In addition, the spray branches have threaded end caps to allow easy debris removal.



EvapJet™ Nozzle: The EvapJet's™ large orifice nozzles prevent clogging and are threaded for easy removal and positive positioning. The large uniform spray pattern minimizes the amount of nozzles required for even greater flow ranges.



ZM®II Nozzle: Closed circuit coolers, which have a different spray pattern requirement than cooling towers, use the ZM®II nozzle. These nozzles are threaded into the PVC header pipe at the proper orientation and have a large orifice to prevent clogging.

Drive System Access

All EVAPCO cooling towers and closed circuit coolers come standard with inverter-ready fan motors that can be used with variable frequency drive (VFD) systems for precise capacity control.

The mechanical drive systems are easy to access and easy to maintain. Bearing lubrication and belt adjustment can be performed from outside the unit. All units with T.E.F.C. fan motors located outside of the unit are protected with a removable motor cover or fan screen.

T.E.A.O. motors located inside the fan casing are mounted on a swing-out motor mount on an adjustable base for easy removal.



T.E.A.O motor

Efficient Drift Eliminators

An extremely efficient drift eliminator system is standard on all EVAPCO cooling towers and closed circuit coolers. The system removes entrained water droplets from the air stream to limit the drift rate to less than 0.001% of the recirculating water rate in most instances.

With a low drift rate, EVAPCO units can be located in areas where minimum water carryover is critical, such as parking lots or building walls.

The drift eliminators are constructed of an inert polyvinyl chloride (PVC) plastic material which effectively eliminates corrosion of these vital components. They are assembled in sections to facilitate easy removal for inspection of the water distribution system.



Easy Maintenance Designs

Every EVAPCO solution is designed with worry-free maintenance in mind—starting with our smarter approach to cold water basins.

Basin Access


The cold water basin section on EVAPCO induced-draft units is easily accessible from ground level by simply lifting out the lightweight louver. The basin can be accessed from all four sides of the unit. This open basin design enables the unit to be easily cleaned.



Clean Pan Design

EVAPCO units feature a completely sloped basin from the upper to lower pan section. This “clean pan” design allows the water to be completely drained from the basin. The spray water will drain from the upper section to the depressed lower pan section where the dirt and debris can be easily flushed out through the drain. This design helps prevent buildup of sedimentary deposits and biological films, and minimizes standing water.

Note: On 4-foot-wide (1.2m wide) units, the pan is sloped without the step.




Louver Access Door

To aid in basin maintenance, many induced draft models can be equipped with an optional louver access door. This feature allows easy access to perform routine maintenance and inspection of the makeup assembly, strainer screen, and basin without removing an entire inlet louver. This feature is standard on models with 5-foot (1.5m) and taller louver sizes.



WST Air Inlet Louver (US Patent #7,929,196)

EVAPCO’s water and sight tight (WST) louvers keep water in and sunlight out of induced-draft products. The unique non-planar design is made from lightweight framed PVC sections which have no loose hardware, enabling easy unit access. The louver’s air channels are optimized to block all line-of-sight paths into the basin eliminating splash-out, even when the fans are off. And because all sunlight is blocked, algae growth is minimized.



Low-Sound Solutions

Super Low Sound Fan (Optional)

When you're tasked with achieving the lowest sound levels possible, there's only one choice: the EVAPCO super low sound fan, the quietest, most noise-efficient fan in the industry. Made of heavy-duty reinforced polyester, the ultra-wide chord blades have a forward swept design and rounded edges to minimize the sound caused by flow separation and vortex shedding. The end result is a sound pressure level 9 to 15 dB(A) lower than standard fans, depending on the specific unit selection and measurement location.



Forced-Draft Sound Attenuation (Optional)

EVAPCO's forced-draft coolers and towers feature a centrifugal fan design that operates at lower sound levels, making the units ideal for installations where noise is a concern. The fan's design can be customized with a variety of intake stages and discharge attenuation packages to greatly reduce sound levels even further for extremely noise sensitive applications.



Stainless Steel Options

All EVAPCO cooling towers and closed circuit coolers are constructed of G-235 hot-dip galvanized steel as standard. A variety of stainless steel construction upgrade options are available in both 304 and 316 stainless steel, including stainless steel cold water basins and complete stainless steel units.



CTI Certified-Standard 201

Every EVAPCO cooling tower and closed circuit cooler is independently certified by the Cooling Technology Institute (CTI). This certification guarantees that the unit will meet rated capacities, eliminating the necessity for costly field performance tests.



International Building Code (IBC) Compliant Designs

EVAPCO has independently certified its units to withstand seismic and wind loads in ALL geographic locations and installations in accordance with IBC 2015.

*Mark owned by the Cooling Technology Institute

Water Treatment Systems

Smart Shield® is available as a complete water treatment system for open evaporative cooling applications and coil products. Water treatment has never been easier or more dependable.



For Coil Products

Watch a short product video at smartshield.evapco.com or evapcoasia.com.

US Patent # 8,398,850/8,518,271/8,093,917


Smart Shield® is available in two unique skid-mounted systems for open cooling application to protect a broad range of evaporative cooling water applications:

- Controlled release system (shown at right) uses scale and corrosion inhibitors utilizing polymer coated no-touch chemical replenishments for easier, safer reloads
- Monitored release systems are applicable for larger systems or those with higher inhibitor demand. Monitored release scale and corrosion inhibitors utilize uncoated tablets and a direct detect probe for precise control of active ingredients

Smart Shield® Solid Chemical Water Treatment System

Proven solid chemistry. A revolutionary feed system. Together, these make Smart Shield®, the easiest and safest chemical water treatment system available today, featuring:

- A patented, controlled-release scale and corrosion inhibitor that is fed whenever your spray water pump is operating.
- A solid chemistry design that eliminates liquid chemical hazards—including spills—and the need for expensive feed pumps.
- 'Bag in Bag' no-touch chemical replenishments for easier, safer reloads.
- Reduced packaging, shipping, and handling for a lower carbon footprint than liquid chemical options.



For Open Cooling System

Notes:



WORLDWIDE MANUFACTURING FACILITIES



- World Headquarters/ Research and Development Center
- EVAPCO Facilities

EVAPCO, Inc. — World Headquarters & Research / Development Center

P.O. Box 1300 • Westminster, MD 21158 USA
410-756-2600 p • 410-756-6450 f • marketing@evapco.com

North America

EVAPCO, Inc.
World Headquarters
P.O. Box 1300
Westminster, MD 21158 USA
410-756-2600 p | 410-756-6450 f
marketing@evapco.com

EVAPCO East
5151 Allendale Lane
Taneytown, MD 21787 USA
410-756-2600 p | 410-756-6450 f
marketing@evapco.com

EVAPCO East
Key Building
Taneytown, MD USA
410-756-2600 p
marketing@evapco.com

EVAPCO Midwest
Greenup, IL USA
217-923-3431 p
evapcomw@evapcomw.com

EVAPCO West
Madera, CA USA
559-673-2207 p
contact@evapcowest.com

EVAPCO Iowa
Lake View, IA USA
712-657-3223 p

EVAPCO Iowa
Sales & Engineering
Medford, MN USA
507-446-8005 p
evapcomn@evapcomn.com

EVAPCO Newton
Newton, IL USA
618-783-3433 p
evapcomw@evapcomw.com

EVAPCOLD
Greenup, IL USA
217-923-3431 p
evapcomw@evapcomw.com

EVAPCO-BLCT Dry Cooling, Inc.
1011 US Highway 22 West
Bridgewater, NJ 08807 USA
Phone: 1-908-379-2665
E-mail: info@evapco-blct.com

EVAPCO-BLCT Dry Cooling, Inc.
7991 Sheffer Parkway
Littleton, CO 80127 USA
Phone: 1-908-379-2665
E-mail: info@evapco-blct.com
Spare Parts Phone: 908-895-3236
Spare Parts e-mail: spares@evapco-blct.com

EVAPCO Power México S. de R.L. de C.V.
Calle Iglesia No. 2, Torre E
Tizapan San Angel, Del. Álvaro Obregón
Ciudad de México, D.F. México 01090
Phone: +52 (55) 8421-9260
e-mail: info@evapco-blct.com

Refrigeration Valves & Systems Corporation
A wholly owned subsidiary of EVAPCO, Inc.
Bryan, TX USA
979-778-0095 p
rvs@rvscorp.com

EvapTech, Inc.
A wholly owned subsidiary of EVAPCO, Inc.
Lenexa, KS USA
913-322-5165 p
marketing@evaptech.com

Tower Components, Inc.
A wholly owned subsidiary of EVAPCO, Inc.
Ramseur, NC USA
336-824-2102 p
mail@towercomponentsinc.com

EVAPCO Alcoil, Inc.
A wholly owned subsidiary of EVAPCO, Inc.
York, PA USA
717-347-7500 p
info@alcoil.net

Europe

EVAPCO Europe BVBA
European Headquarters
Heersterveldweg 19
Industrieterrein Oost
3700 Tongeren, Belgium
(32) 12-395029 p | (32) 12-238527 f
evapco.europe@evapco.be

EVAPCO Europe, S.r.l.
Milan, Italy
(39) 02-939-9041 p
evapcoeuropa@evapco.it

EVAPCO Europe, S.r.l.
Sondrio, Italy

EVAPCO Europe GmbH
Meerbusch, Germany
(49) 2159-6956 18 p
info@evapco.de

EVAPCO Air Solutions
A wholly owned subsidiary of EVAPCO, Inc.
Aabybro, Denmark
(45) 9824 4999 p
info@evapco.dk

EVAPCO Air Solutions GmbH
Garbsen, Germany
(49) 5137 93875-0 p
info@evapcoas.de

Evap Egypt Engineering Industries Co.
A licensed manufacturer of EVAPCO, Inc.
Nasr City, Cairo, Egypt
2 02 24022866 / 2 02 24044997 p
primacool@link.net / shady@primacool.net

EVAPCO S.A. (Pty.) Ltd.
A licensed manufacturer of EVAPCO, Inc.
Isando 1600, Republic of South Africa
(27) 11-392-6630 p
evapco@evapco.co.za

Asia/Pacific

EVAPCO Asia/Pacific Headquarters
1159 Luoning Road
Baoshan Industrial Zone
Shanghai 200949, P.R. China
(86) 21-6687-7786 p | (86) 21-6687-7008 f
marketing@evapcochina.com

EVAPCO (Shanghai) Refrigeration Equipment Co., Ltd.
1159 Luoning Road, Shanghai, P.R. China
(86) 21-6687-7786 p
marketing@evapcochina.com

EVAPCO (Beijing) Refrigeration Equipment Co., Ltd.
No. 66 the 4th Block, Yanqi Economic Development Zone, Huairou District, Beijing 101407, P.R. China
(86) 10-6166-7238 p
marketing@evapcochina.com

EVAPCO Australia (Pty.) Ltd.
Riverstone NSW 2765, Australia
(61) 2 9627-3322 p
sales@evapco.com.au

EVAPCO Composites Sdn. Bhd
Rawang, Selangor, Malaysia
(60-3) 6092-2209 p

EvapTech Asia Pacific Sdn. Bhd
A wholly owned subsidiary of EvapTech, Inc.
Puchong, Selangor, Malaysia
(60-3) 8070-7255 p
marketing-ap@evaptech.com

South America

EVAPCO Brasil
Equipamentos Industriais Ltda.
Al. Vênus, 151 – CEP: 13347-659
Indaiaatuba – São Paulo – Brasil
(55+11) 5681 2000 p
vendas@evapco.com.br

Fan Technology Resource
Cruz das Almas – Indaiaatuba
São Paulo, Brasil 13308-200
55 (11) 4025-1670
fantr@fantr.com